





2026

NINJA® 650

Kawasaki
Let the Good Times Roll®



-  LIME GREEN
-  METALLIC FLAT SPARK BLACK/METALLIC CARBON GRAY
-  METALLIC MATTE WHITISH SILVER/
METALLIC FLAT SPARK BLACK
-  METALLIC YELLOWISH GREEN/METALLIC SPARK BLACK



POWER		Front Brakes	Dual 300mm petal-type discs and 2-piston calipers (and ABS)
Engine	4-stroke, parallel twin, DOHC, 8-valve, liquid cooled	Rear Brakes	Single 220mm petal-type disc and single-piston caliper (and ABS)
Displacement	649cc	DETAILS	
Bore x Stroke	83.0 x 60.0mm		
Compression Ratio	10.8:1		
Maximum Horsepower	67.0 hp ¹ @ 8,000 rpm		
Maximum Torque	48.5 lb-ft @ 6,700 rpm		
Fuel System	DFI® with dual 36mm Keihin throttle bodies		
Ignition	TCBI with Electronic Advance		
Transmission	6-speed		
Final Drive	Sealed chain		
Electronic Rider Aids	Kawasaki TRaction Control (KTRC), Anti-lock Brake System (ABS only)		
PERFORMANCE		Frame Type	Trellis, high-tensile steel
Front Suspension / Wheel Travel	41mm hydraulic telescopic fork/4.9 in	Rake/Trail	24.0° /3.9 in
Rear Suspension / Wheel Travel	Horizontal back-link with adjustable spring preload/5.1 in	Overall Length	80.9 in
Front Tire	120/70 x 17	Overall Width	29.1 in
Rear Tire	160/60 x 17	Overall Height	45.1 in
		Ground Clearance	5.1 in
		Seat Height	31.1 in
		Estimated Dry Weight	392.5 lb** (ABS), 390.3 lb** (non-ABS) 50-State Model; 390.3 lb** (ABS), 388.1 lb** (non-ABS) 49-State Model
		Curb Weight	425.6 lb* (ABS), 423.4 lb* (non-ABS) 50-State Model; 423.4 lb* (ABS), 421.2 lb* (non-ABS) 49-State Model
		Fuel Capacity	4.0 gal
		Wheelbase	55.5 in
		Color Choices	Lime Green, Metallic Flat Spark Black/Metallic Carbon Gray, Metallic Matte Whitish Silver/Metallic Flat Spark Black, Metallic Yellowish Green/Metallic Spark Black
		Warranty	12 Month Limited Warranty

Scan with camera
to view videos,
key features
and more.



*Curb weight includes all necessary materials and fluids to operate correctly, full tank of fuel (more than 90 percent capacity) and tool kit (if supplied).
**Dry weight does not include all necessary materials and fluids to operate correctly, full tank of fuel (more than 90 percent capacity) and tool kit (if supplied).
¹This vehicle's HP was measured according to ISO standard 4106. This ISO standard measures HP differently than the SAE standards by which the horsepower of many cars is measured, and as a result the referenced HP measurement may be higher than if it were measured by an SAE standard.
KAWASAKI CARES: Read Owner's Manual and all on-product warnings. Always wear a helmet, eye protection and proper apparel. Never ride under the influence of drugs or alcohol. Adhere to the maintenance schedule in your Owner's Manual. ©2026 Kawasaki Motors Corp., U.S.A.
Specifications subject to change. Visit puerto-rico.kawasaki-la.com for full product details.