





2026

# NINJA® 500

**Kawasaki**  
Let the Good Times Roll®



-  LIME GREEN
-  METALLIC FLAT SPARK BLACK/METALLIC SPARK BLACK
-  METALLIC MATTE TWILIGHT BLUE/CANDY PERSIMMON RED
-  METALLIC YELLOWISH GREEN/EBONY



POWER		Front Brakes	Single 310mm semi-floating disc with 2-piston calipers (and ABS)
Engine	4-stroke, Parallel Twin, DOHC, liquid-cooled	Rear Brakes	Single 220mm disc with single-piston caliper (and ABS)
Displacement	451cc	DETAILS	
Bore x Stroke	70.0 x 58.6mm	Frame Type	Trellis, high-tensile steel
Compression Ratio	11.3:1	Rake/Trail	24.5°/3.6 in
Maximum Horsepower	51.0 hp <sup>1</sup> @ 10,000 rpm	Overall Length	78.5 in
Maximum Torque	31.7 lb-ft @ 7,500 rpm	Overall Width	28.7 in
Fuel System	DFI® with dual 32mm throttle bodies	Overall Height	44.1 in
Ignition	TCBI with Digital Advance	Ground Clearance	5.7 in
Transmission	6-speed	Seat Height	30.9 in
Final Drive	Sealed chain	Estimated Dry Weight	346.2 lb** (ABS), 341.8 lb** (non-ABS) 50-State Model; 344.0 lb** (ABS), 339.6 lb** (non-ABS) 49-State Model
Electronic Rider Aids	Economical Riding Indicator, Anti-lock Brake System (ABS only)	Curb Weight	377.1 lb* (ABS), 372.6 lb* (non-ABS) 50-State Model; 374.9 lb* (ABS), 370.4 lb* (non-ABS) 49-State Model
PERFORMANCE		Fuel Capacity	3.7 gal
Front Suspension / Wheel Travel	41mm hydraulic telescopic fork/4.7 in	Wheelbase	54.1 in
Rear Suspension / Wheel Travel	Horizontal back-link with adjustable spring preload/5.1 in	Special Features	ERGO-FIT®, LCD Instrumentation with Smartphone Connectivity via RIDELOGY THE APP
Front Tire	110/70-17	Color Choices	Lime Green, Metallic Flat Spark Black/Metallic Spark Black, Metallic Matte Twilight Blue/Candy Persimmon Red, Metallic Yellowish Green/Ebony
Rear Tire	150/60-17	Warranty	12 Month Limited Warranty

Scan with camera to view videos, key features and more.



\*Curb weight includes all necessary materials and fluids to operate correctly, full tank of fuel (more than 90 percent capacity) and tool kit (if supplied).  
\*\*Dry weight does not include all necessary materials and fluids to operate correctly, full tank of fuel (more than 90 percent capacity) and tool kit (if supplied).  
<sup>1</sup>This vehicle's HP was measured according to ISO standard 4106. This ISO standard measures HP differently than the SAE standards by which the horsepower of many cars is measured, and as a result the referenced HP measurement may be higher than if it were measured by an SAE standard.  
KAWASAKI CARES: Read Owner's Manual and all on-product warnings. Always wear a helmet, eye protection and proper apparel. Never ride under the influence of drugs or alcohol. Adhere to the maintenance schedule in your Owner's Manual. ©2026 Kawasaki Motors Corp., U.S.A.  
Specifications subject to change. Visit [puerto-rico.kawasaki-la.com](https://puerto-rico.kawasaki-la.com) for full product details.