




2024

KLX[®]300



-  LIME GREEN
-  BATTLE GRAY
-  CYPHER CAMO GRAY (MATTE)



POWER

Engine	4-stroke single, DOHC, liquid-cooled
Displacement	292cc
Bore x Stroke	78.0 x 61.2mm
Compression Ratio	11.1:1
Fuel System	DFI [®] with 34mm Keihin throttle body
Ignition	CDI
Transmission	6-speed, return shift with wet multi-disc manual clutch
Final Drive	Chain

Rear Tire	4.6 x 18
Front Brakes	Single 250mm petal disc with a dual-piston caliper
Rear Brakes	Single 240mm petal disc with single-piston caliper

DETAILS

Frame Type	Tubular, Semi Double Cradle
Rake/Trail	26.7° / 4.2 in
Overall Length	85.6 in
Overall Width	32.3 in
Overall Height	46.7 in
Ground Clearance	10.8 in
Seat Height	35.2 in
Curb Weight	302.1 lb*
Fuel Capacity	2.0 gal
Wheelbase	56.7 in
Color Choices	Lime Green, Battle Gray, Cypher Camo Gray (Matte)
Warranty	12 Month Limited Warranty

PERFORMANCE

Front Suspension / Wheel Travel	43mm inverted cartridge fork with adjustable compression damping / 10.0 in
Rear Suspension / Wheel Travel	Uni-Trak [®] gas charged shock with piggyback reservoir with adjustable compression, rebound damping and spring preload / 9.1 in
Front Tire	3.00 x 21

Scan with camera to view videos, key features and more.



*Curb weight includes all necessary materials and fluids to operate correctly, full tank of fuel (more than 90 percent capacity) and tool kit (if supplied). KAWASAKI CARES: Read Owner's Manual and all on-product warnings. Always wear a helmet, eye protection and proper apparel. Never ride under the influence of drugs or alcohol. Adhere to the maintenance schedule in your Owner's Manual. ©2025 Kawasaki Motors Corp., U.S.A. Specifications subject to change. Visit puerto-rico.kawasaki-la.com for full product details.